



Labour Market Data

Differences, difficulties and disclaimers

What is Available and Where Can You Find it?

- Claimant Count

- NOMIS

<https://www.nomisweb.co.uk/query/select/getdatasetbytheme.asp?theme=72>

- Labour Force Survey/ Annual Population Survey

- NOMIS

<https://www.nomisweb.co.uk/query/select/getdatasetbytheme.asp?theme=28>

- Others?

StatXplore

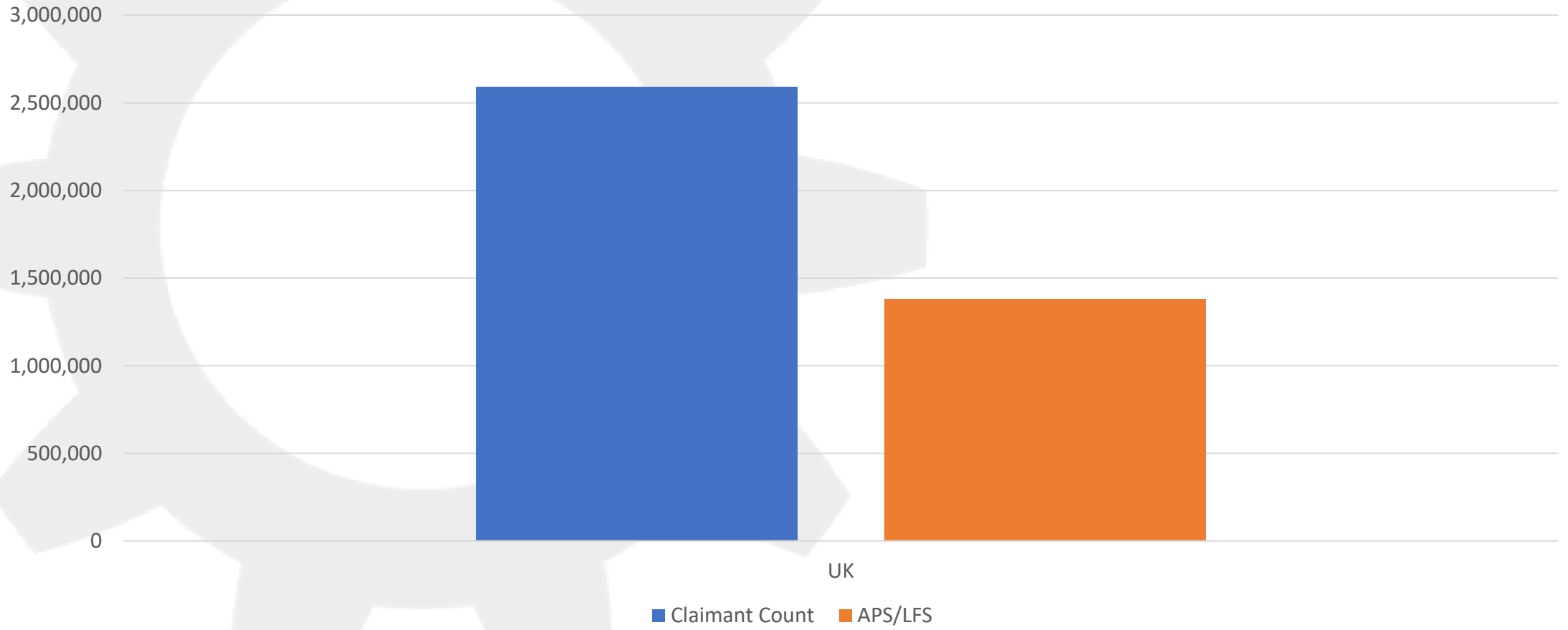
- Employment Support Allowance – Work Related Activity Group
- Universal Credit in Work - StatXplore

<https://stat-xplore.dwp.gov.uk/webapi/jsf/login.xhtml>

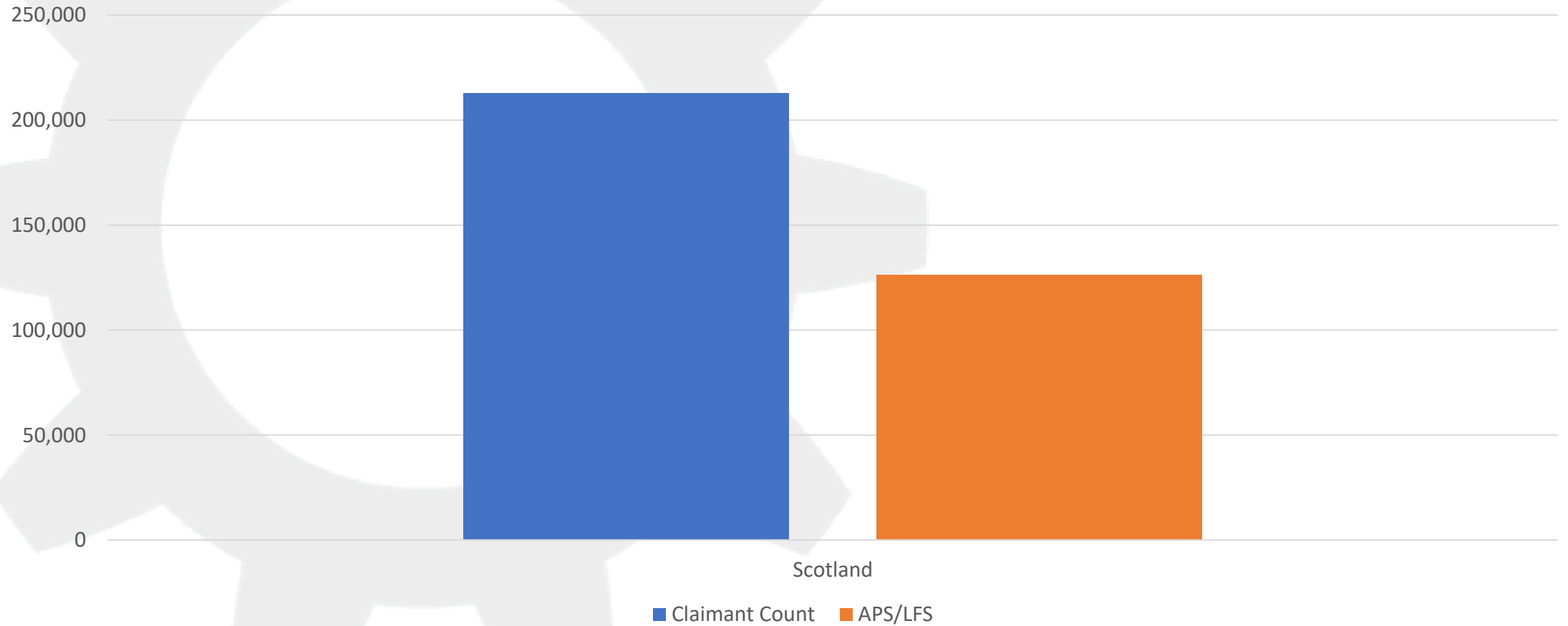
- HMRC PAYE data

<https://www.ons.gov.uk/employmentandlabourmarket/peopleinwork/earningsandworkinghours/bulletins/earningsandemploymentfrompayasyouearnrealtimeinformationuk/previousReleases>

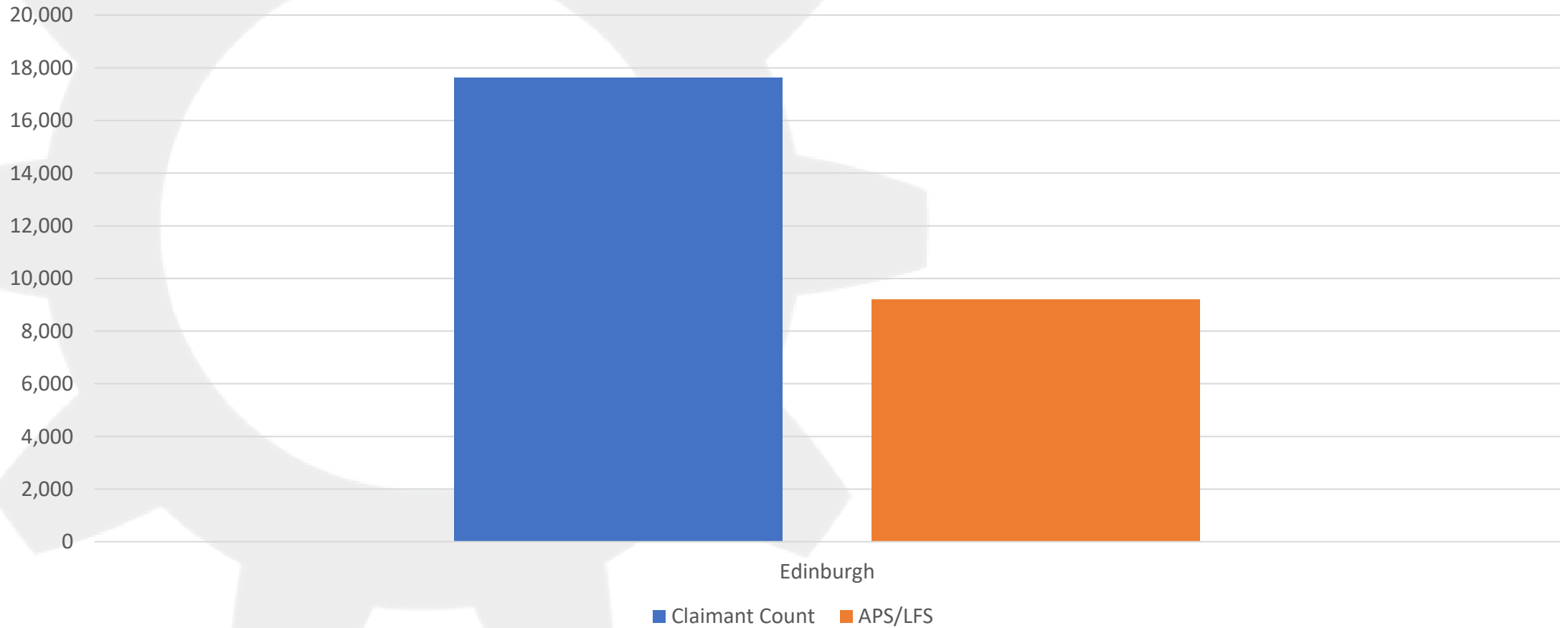
Number of People Unemployed June 2020- UK



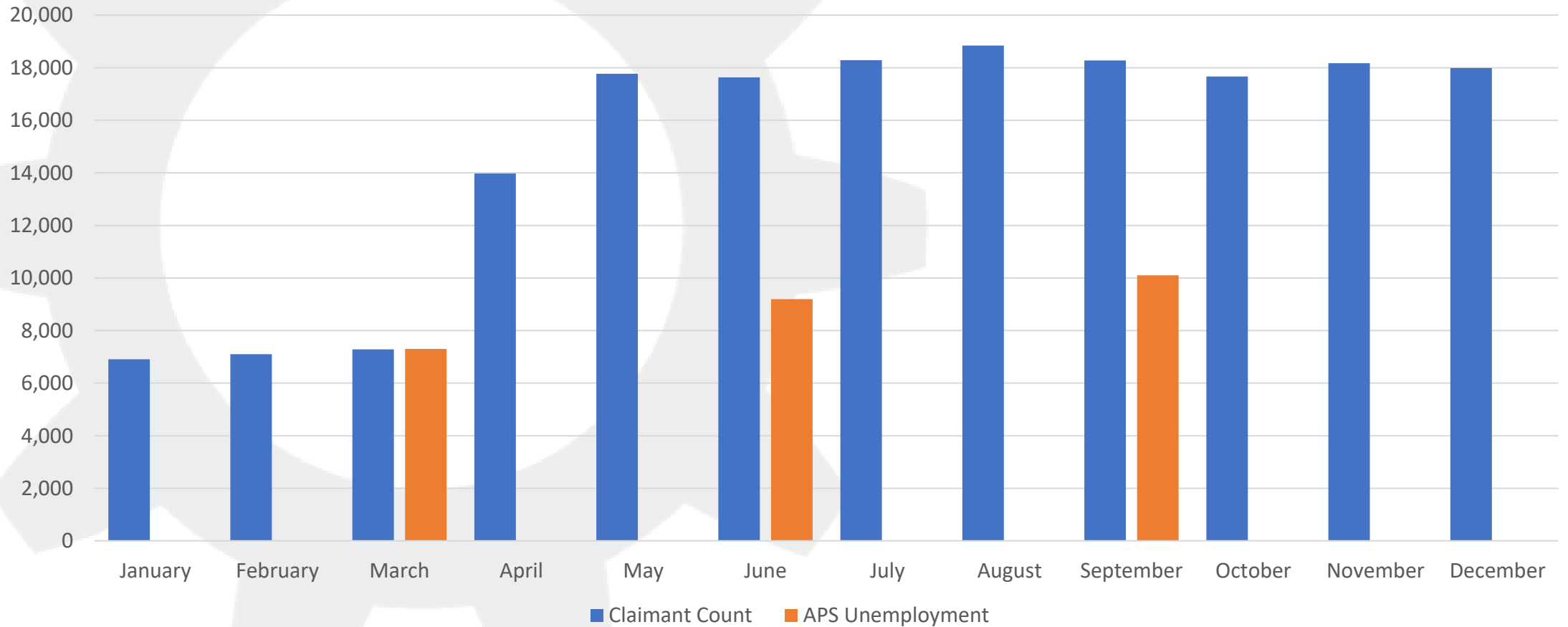
Number of People Unemployed June 2020- Scotland



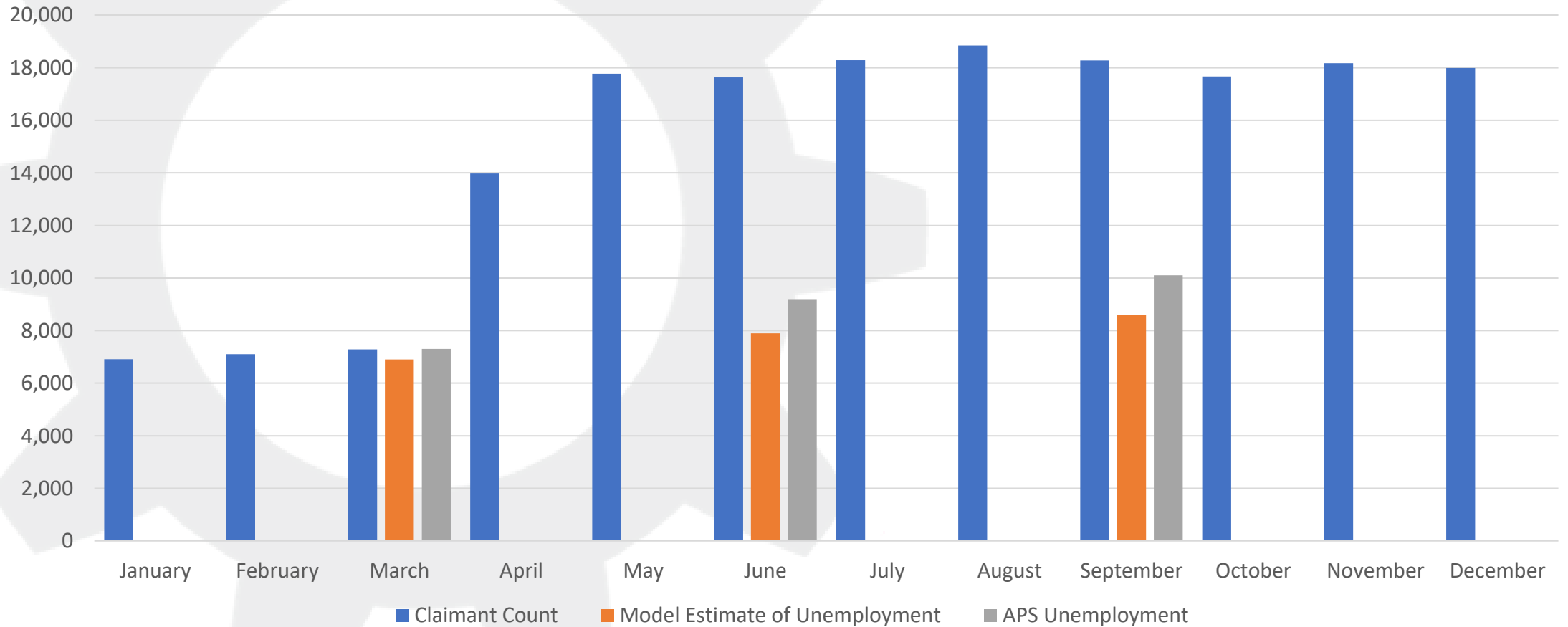
Number of People Unemployed June 2020- Edinburgh



Edinburgh Comparison over Time



Edinburgh Comparison over Time



Claimant Count

- Based on people claiming Jobseeker's Allowance plus those who claim Universal Credit and are required to seek work and be available for work.
- Published monthly
- Real Data
- CCP Monthly Claimant Count based on this

What can we see?

- Geography- can go down to datazones – 797 small areas in Edinburgh
- Dates- can go back to 1986
- Age- can go to 5 year age bands
- Gender – yes
- Rates
 - Proportion of residents 16-64
 - Proportion of active residents
 - Proportion of the workforce

Claimant Count –Pros and Cons

Positives

- Real data
- Large sample
- Geographic and Demographic Splits Possible
- Generally consistent
- Straightforward

Negatives

- Doesn't count everyone
- Can be impacted by policy
- Doesn't meet ILO definition
- Previous month figures are updated

ILO Definition

- All members of the EU must use the ILO standardised measure of unemployment, to be considered as being unemployed individuals must:
 1. Have been out of work for 4 weeks.
 2. Be able to start work in the next 2 weeks, so they must be readily available for work.
 3. Workers only need to be available for work for one hour per week, so part-time unemployment is included in the measurement.
 4. Don't need to be claiming any benefit.

Annual Population Survey

- Based on a survey of households
- Takes place over a year
 - 187,144 respondents (Oct-19 to Sep-20 survey)
- Doesn't focus simply on claimants so can ask wide range of questions and give answers on areas such as;
 - Skills
 - Sectors
 - Proportion of graduates
- ILO definition of unemployed so officially recognised data.

Annual Population Survey-What Can We See?

- Should be what can't we see!
- 27 Categories-including
 - Occupation sub-major group of employment
 - Public and private sector of employment
 - Hours worked
 - Ethnic group by economic activity
 - Qualifications of Employed
- Issue for us is sample size

- 4216 Receptionists
- 4217 Typists and related keyboard occupations
- 5 Skilled trades occupations
 - 51 Skilled agricultural and related trades
 - 511 Agricultural and Related Trades
 - 5111 Farmers
 - 5112 Horticultural trades
 - 5113 Gardeners and landscape gardeners
 - 5114 Groundsmen and greenkeepers
 - 5119 Agricultural and fishing trades n.e.c.
 - 52 Skilled metal, electrical and electronic trades
 - 521 Metal Forming, Welding and Related Trades
 - 5211 Smiths and forge workers
 - 5212 Moulders, core makers and die casters
 - 5213 Sheet metal workers
 - 5214 Metal plate workers, and riveters
 - 5215 Welding trades
 - 5216 Pipe fitters
 - 522 Metal Machining, Fitting and Instrument Making Trades
 - 5221 Metal machining setters and setter-operators
 - 5222 Tool makers, tool fitters and markers-out
 - 5223 Metal working production and maintenance fitters
 - 5224 Precision instrument makers and repairers
 - 5225 Air-conditioning and refrigeration engineers
 - 523 Vehicle Trades
 - 5231 Vehicle technicians, mechanics and electricians
 - 5232 Vehicle body builders and repairers
 - 5234 Vehicle paint technicians
 - 5235 Aircraft maintenance and related trades
 - 5236 Boat and ship builders and repairers
 - 5237 Rail and rolling stock builders and repairers



Type here to search



13:52

16/02/2021



Annual Population Survey-What Can We See?

- Should be what can't we see!
- 27 Categories-including
 - Occupation sub-major group of employment
 - Public and private sector of employment
 - Hours worked
 - Ethnic group by economic activity
 - Qualifications of Employed
- Issue for us is sample size

Annual Population Survey –Pros and Cons

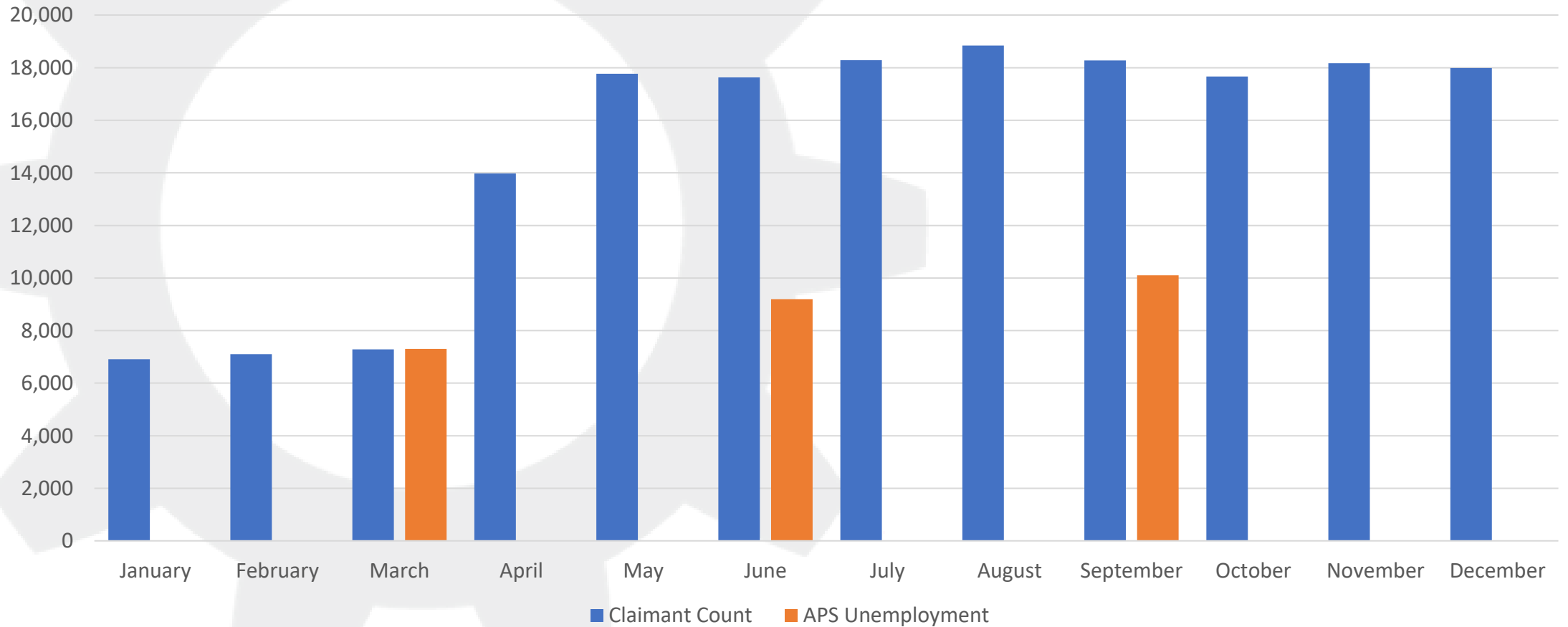
Positives

- Meets ILO definition
- Includes more people- not just those claiming
- Can provide data on those in work
- Used for National Policy

Negatives

- Rolling Sample Survey
- Reliability and analysis options reduce at local level
- Doesn't directly link to services

Edinburgh Comparison over Time



Annual Population Survey –Pros and Cons

Positives

- Meets ILO definition
- Includes more people- not just those claiming
- Can provide data on those in work
- Used for National Policy

Negatives

- Rolling Sample Survey
- Reliability and analysis options reduce at local level
- Doesn't directly link to services

Annual Population Survey - Confidence Intervals and Sample Size

- What does the 95% confidence mean?
- How many people work in the caring, leisure and other service occupations (SOC2010)?

	Count	Percent	Confidence	Range
UK	2,936,400	9.0%	0.2	8.8-9.2%
Scotland	265,600	10.1%	0.5	9.6-10.6%
Edinburgh	24,900	9.2%	2.5	6.7-11.7%